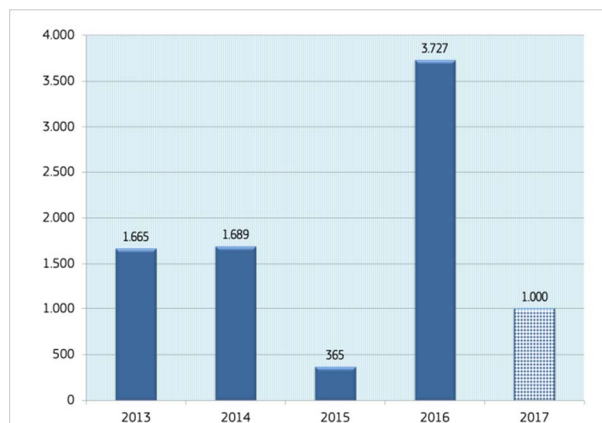


1. CARTEL STATISTICS

1.1. Fines imposed (not adjusted for Court judgments) - period 2013 - 2017

Last change: ++17 March 2017++

Year	Amount in €*
2013	1 664 809 000
2014	1 689 497 000
2015	364 531 000
2016	3 726 976 000
++2017++	999 649 000
total	8 445 462 000

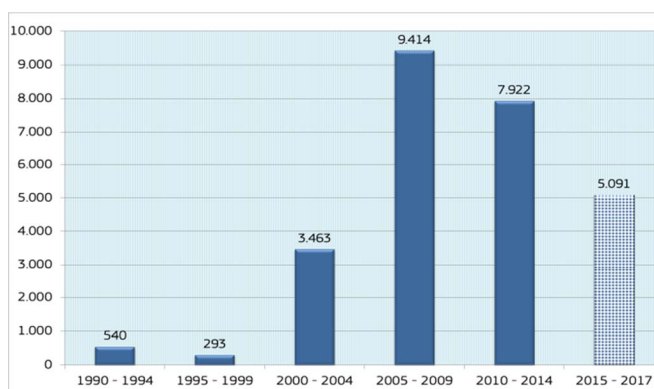


*Amounts as imposed by the Commission (incl. corrections following amendment decisions) and not corrected for changes following judgments of the Courts (General Court and European Court of Justice) only considering cartel infringements under Article 101 TFEU (previously Article 81 resp. 85 of the Treaty). Wherever prohibitions and fines concern infringements of Article 101 TFEU and of Article 102 TFEU (previously Articles 81 resp. 85 and Article 82 resp. Article 86 of the Treaty), only those amounts have been considered which concern Article 101 TFEU.

1.2. Fines imposed (not adjusted for Court judgments) - period 1990 - 2017

Last change: ++17 March 2017++

Year	Amount in €*)
1990 - 1994	539 691 550
1995 - 1999	292 838 000
2000 - 2004	3 462 664 100
2005 - 2009	9 414 012 500
2010 - 2014	7 921 947 674
++2015 - 2017++	5 091 156 000
total	26 722 309 824

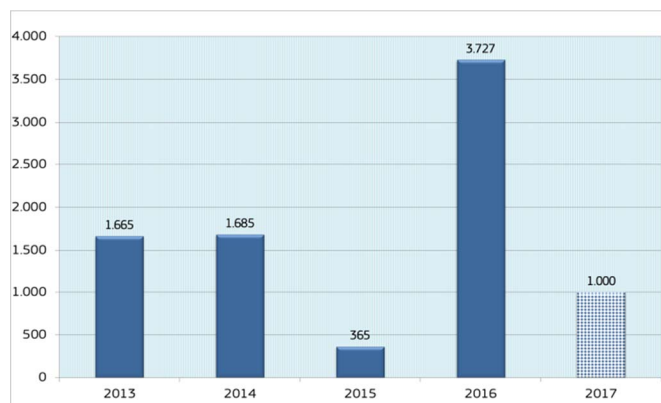


*Amounts as imposed by the Commission (incl. corrections following amendment decisions) and not corrected for changes following judgments of the Courts (General Court and European Court of Justice) and only considering cartel infringements under Article 101 TFEU (previously Article 81 resp. 85 of the Treaty). Wherever prohibitions and fines concern infringements of Article 101 TFEU and of Article 102 TFEU (previously Articles 81 resp. 85 and Article 82 resp. Article 86 of the Treaty), only those amounts have been considered which concern the Article 101 TFEU.

1.3. Fines imposed (adjusted for Court judgments) - period 2013 – 2017

Last change: ++17 March 2017++

Year	Amount in €*
2013	1 664 809 000
2014	1 684 768 000
2015	364 531 000
2016	3 726 976 000
2017	999 649 000
total	8 440 733 000

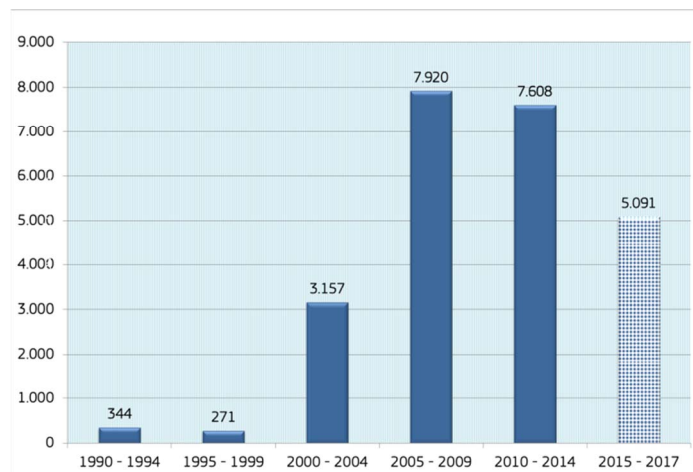


* Amounts corrected for changes (incl. corrections following amendment decisions) and judgments of the Courts (General Court and European Court of Justice) and only considering cartel infringements under Article 101 TFEU (previously Article 81 resp. Article 85 of the Treaty). Wherever prohibitions and fines concern infringements of Article 101 TFEU (previously Article 81 resp. Article 85 and of Article 102 TFEU previously Articles 82 resp. Article 86 of the Treaty), only those amounts have been considered which concern the Article 101 TFEU infringements.

1.4. Fines imposed (adjusted for Court judgments) - period 1990 – 2017

Last change: ++17 March 2017++

Period	Amount in €*
1990 - 1994	344 282 550,00
1995 - 1999	270 963 500,00
2000 - 2004	3 157 348 710,00
2005 - 2009	7 920 497 226,50
2010 - 2014	7 608 375 579,00
++2015 - 2017++	5 091 156 000,00
Total	24 392 623 565,50



* Amounts corrected for changes (incl. corrections following amendment decisions) and judgments of the Courts (General Court and European Court of Justice) and only considering cartel infringements under Article 101 TFEU (previously Article 81 resp. Article 85 of the Treaty). Wherever prohibitions and fines concern infringements of Article 101 TFEU (previously Article 81 resp. Article 85 and of Article 102 TFEU (previously Articles 82 resp. Article 86 of the Treaty), only those amounts have been considered which concern the Article 101 TFEU infringements.



1.5. Ten highest cartel fines per case (since 1969)

Last change: ++17 March 2017++

Year	Case name	Amount in €*
2016	Trucks	2 926 499 000
2012	TV and computer monitor tubes	1 409 588 000
2013/2016	Euro interest rates derivatives (EIRD)**	1 310 039 000
2008	Carglass	1 185 500 000
2014	Automotive bearings	953 306 000
2007	Elevators and escalators	832 422 250
2001	Vitamins	790 515 000
++2010/2017++	Airfreight	785 345 000
2013/2015	Yen interest rate derivatives (YIRD)	684 679 000
2007/2012	Gas insulated switchgear (incl. re-adoption)	675 445 000

* Amounts adjusted for changes following judgments of the Courts (General Court and European Court of Justice) and / or amendment decisions.

1.6. Ten highest cartel fines per undertaking (since 1969)

Last change: ++19 July 2016++

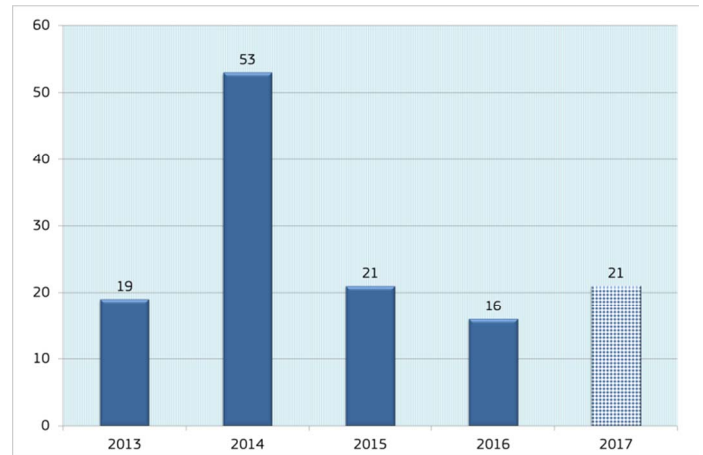
Year	Undertaking**	Case	Amount in €*
2016	Daimler	Trucks	1 008 766 000
2016	DAF	Trucks	752 679 000
2008	Saint Gobain	Carglass	715 000 000
2012	Philips	TV and computer monitor tubes	705 296 000 of which 391 940 000 jointly and severally with LG Electronics
2012	LG Electronics	TV and computer monitor tubes	687 537 000 of which 391 940 000 jointly and severally with Philips
2016	Volvo/Renault Trucks	Trucks	670 448 000
2016	Iveco	Trucks	494 606 000
2013	Deutsche Bank	Euro interest rate derivatives (EIRD)	465 861 000
2001	F. Hoffmann-La Roche	Vitamins	462 000 000
2007	Siemens	Gas insulated switchgear	396 562 500

* Amounts adjusted for changes following judgments of the Courts (General Court and European Court of Justice) and / or amendment decisions

1.7. Number of decisions (per undertaking/association)* - period 2013 - 2017

Last change: ++17 March 2017++

Year	Undertakings
2013	19
2014	53
2015	21
2016	16
++2017++	21
Total	130

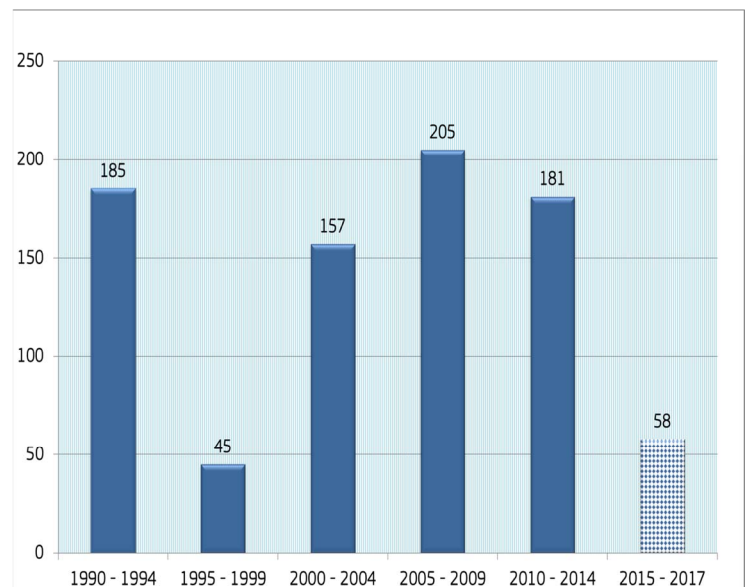


* Includes entities not fined such as immunity applicants; If more than one legal entity of the same group were subject to the decision, they are counted as one for the purpose of this table.

1.8. Number of decisions (per undertaking/association)* - period 1990 - 2017

Last change: ++17 March 2017++

Period	Undertakings
1990 - 1994	185
1995 - 1999	45
2000 - 2004	157
2005 - 2009	205
2010 - 2014	181
++2015-2017++	58
Total	831

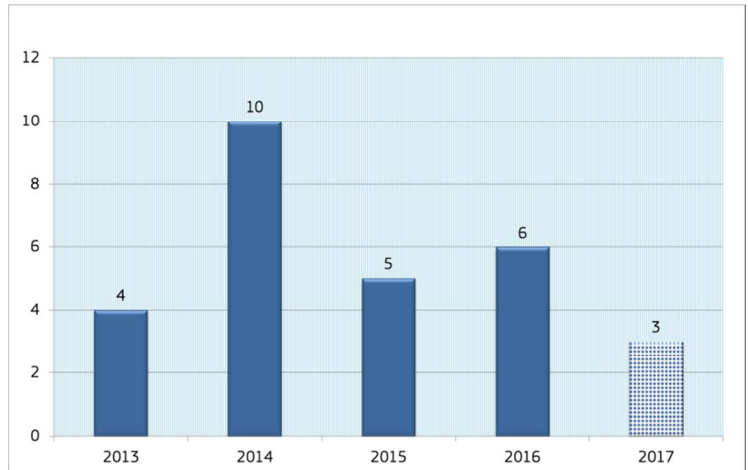


* Includes entities not fined such as immunity applicants; If more than one legal entity of the same group were subject to the decision, they are counted as one for the purpose of this table.

1.9. Cartel cases* decided by the European Commission - period 2013 - 2017

Last change: ++17 March 2017++

Year	Decisions
2013	4
2014	10
2015	5
2016	6
++2017++	3
total	28

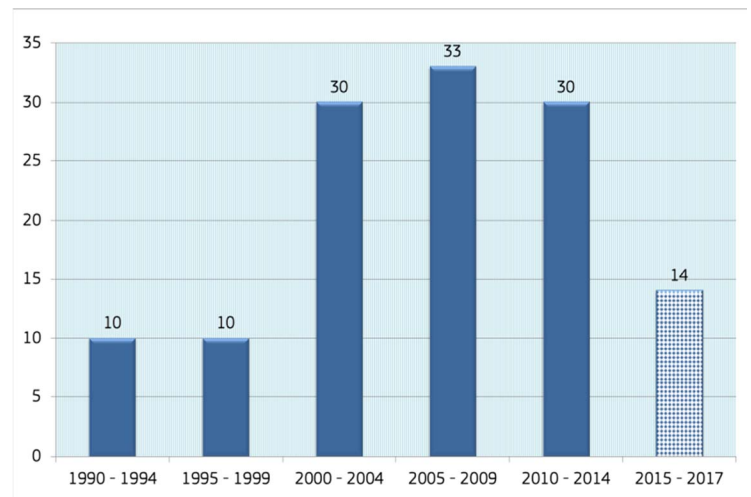


* A cartel case concerns a single proceeding against various undertakings concerned, and may involve more than one infringement.

1.10. Cartel cases* decided by the European Commission - period 1990 - 2017

Last change: ++17 March 2017++

Period	Cases decided
1990 - 1994	10
1995 - 1999	10
2000 - 2004	30
2005 - 2009	33
2010 - 2014	30
++2015 - 2017++	14
total	127



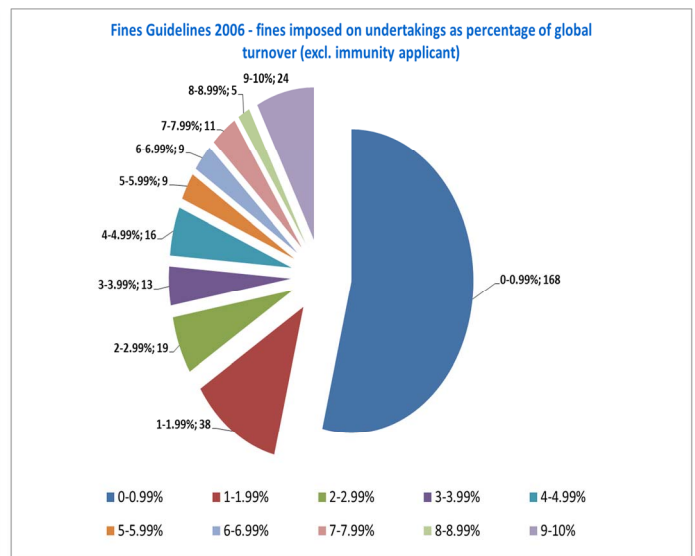
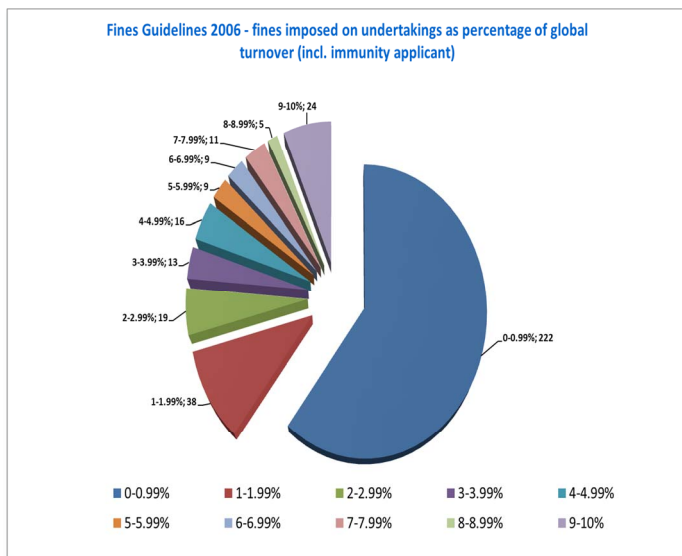
* A cartel case concerns a single proceeding against various undertakings concerned, and may involve more than one infringement. Only those cartel cases where a fine was imposed were considered for the purpose of that table.

1.11. Fines Guidelines 2006 – fines as percentage* of global turnover

Last update ++12 December 2016++

Fines Guidelines 2006 – fines imposed on undertakings as percentage of global turnover (incl. immunity applicants)											
percentage	0-0.99%	1-1.99%	2-2.99%	3-3.99%	4-4.99%	5-5.99%	6-6.99%	7-7.99%	8-8.99%	9-9.99%	total
undertakings fined	222	38	19	13	16	9	9	11	5	24	366
	60.66%	10.38%	5.19%	3.55%	4.37%	2.46%	2.46%	3.01%	1.37%	6.56%	

Fines Guidelines 2006 – fines imposed on undertakings as percentage of global turnover (excl. immunity applicants)											
percentage	0-0.99%	1-1.99%	2-2.99%	3-3.99%	4-4.99%	5-5.99%	6-6.99%	7-7.99%	8-8.99%	9-9.99%	total
undertakings fined	168	38	19	13	16	9	9	11	5	24	312
	53.85%	12.18%	6.09%	4.17%	5.13%	2.88%	2.88%	3.53%	1.60%	7.69%	



* The percentages of fines imposed on undertakings are considered per cartel infringement. Certain cases may comprise several infringements for which multiple counting of undertakings is considered.